

# Real Time Patient Monitoring System

Hiren Uthaiah M S<sup>1</sup>, Jagan Babu A<sup>1</sup>

**Abstract:** This research introduces a comprehensive real-time patient monitoring system leveraging IoT for continuous data acquisition. The system employs Blynk, a mobile app, for real-time alerts through email and mobile notifications. Monitoring vital parameters such as temperature, humidity, and heart rate, the collected data is displayed on an LCD and stored in the cloud via the Blynk platform. An integrated buzzer ensures immediate alerts for abnormal values, enhancing the system's responsiveness. This innovative approach enhances patient care by providing instant notifications and access to crucial health metrics, contributing to proactive medical interventions.

**Keywords:** Real-time Patient Monitoring, IoT, Heart Rate, Cloud Integration, Abnormality Alerts.

## 1. Introduction

In the evolving landscape of healthcare, the demand for sophisticated patient monitoring systems has intensified, emphasizing the need for real-time data analysis and immediate response mechanisms [1]. This paper presents a groundbreaking approach to real-time patient monitoring over the Internet of Things (IoT) with advanced alerting capabilities. Leveraging the Blynk app, the system provides instantaneous alerts via email and mobile notifications, ensuring timely responses to critical health parameters, including temperature, humidity, and heart rate [2]. The integration of machine learning techniques enhances the system's ability to detect anomalies, thereby contributing to a proactive healthcare model.

## 2. Literature survey

This literature review delves into the landscape of real-time patient monitoring systems, with a specific focus on Gawande et al.'s (2021) contribution to the integration of Internet of Things (IoT) technologies. Their study addresses the imperative need for continuous patient monitoring, particularly for those dealing with chronic diseases. Existing literature underscores the challenges faced by conventional healthcare systems, emphasizing the deployment of sensors to measure vital parameters and transmit data to web servers for remote access. However, a comprehensive analysis reveals a critical gap in the literature—specifically, the integration of IoT technologies with alert mechanisms like the Blynk app for real-time patient monitoring. Gawande et al.'s work demonstrates a systematic approach to real-time data transmission and storage but also highlights limitations such as the lack of physical examination and dependency on internet connectivity [1]. This literature review stresses the importance of addressing these gaps for a more nuanced understanding and effective implementation of comprehensive real-time patient monitoring systems in healthcare environments.

This literature review assesses the landscape of IoT-based smart healthcare monitoring systems, focusing on the work of Islam et al. (2020). Their proposed system, utilizing five sensors, aims to monitor real-time health indicators. While existing research underscores IoT's role in enhancing

### Article History

Received: 16-10-2023;

Revised: 25-01-2024;

Accepted: 28-01-2024

 Hiren Uthaiah M S  
lochanhiren@gmail.com

<sup>1</sup>Department of Medical Electronics Engineering, M S Ramaiah Institute of Technology, Bangalore - 560054, India.

healthcare, limitations include the absence of comparative analysis, limited error rate assessment, and a lack of technical details in current studies. Islam et al.'s contribution is valuable, yet these limitations highlight the need for future research to address gaps, such as comparative analyses and a more detailed exploration of technical aspects. Such efforts are crucial for advancing the understanding and implementation of effective smart healthcare monitoring systems within the evolving IoT in healthcare paradigm [2].

This survey explores remote patient monitoring, focusing on Malasinghe et al.'s (2017) work. Addressing security, privacy, and system adaptability issues, the study emphasizes challenges in adapting to diverse operating systems, patient comfort, and sensor selection. Methodologically, it advocates a combined contact-based and contactless approach, showcasing developments in diverse health conditions. Challenges in contactless monitoring are noted, requiring future research for enhanced accuracy. Despite the potential impact on healthcare, the study acknowledges limitations, such as software exclusivity and challenges in integrating complex medical devices. The survey underscores the ongoing need for research to optimize the benefits of remote patient monitoring technology [3].

This survey explores real-time patient monitoring systems, emphasizing Li and You's (2022) work on an intelligent m-Health monitoring system (Im-HMS). Addressing the lack of unified architecture, the study integrates decentralized computing, Bayesian networks, and agile learning for efficient health monitoring, aligning with the trend of leveraging IoT and wearables. Im-HMS aims to provide reliable health data, supporting digital exercise tracking and health training. Limitations, such as complexity in multi-access monitoring and an 82% reliability rate, highlight challenges in precision for individual health studies. While significant, Li and You's work indicates the need for further research to advance intelligent m-Health monitoring in real-world [4].

This In recent years, there has been a growing interest in the development of remote patient monitoring systems to address the challenges of chronic diseases and the need for continuous monitoring. Several studies have been conducted in this

field, focusing on different aspects of these systems. One study by G. López, V. Custodio, and J. I. Moreno presents the LOBIN platform, which is an e-textile and wireless-sensor-network-based system for healthcare monitoring in future hospital environments. The study highlights the advantages of using wearable textiles for remote patient monitoring and discusses the use of wireless transmission boards and distribution points in remote areas. Another study by M. R. Yuce focuses on the implementation of wireless body area networks for healthcare systems. The study discusses the use of wearable sensors and the challenges associated with patient comfort. It also mentions the limited coverage area of existing systems and proposes a multihopping network for remote monitoring. Overall, these studies highlight the importance of remote patient monitoring systems in addressing the challenges of chronic diseases and the need for continuous monitoring. They also discuss the use of wearable sensors, wireless transmission, and the potential benefits of using these systems in future hospital environments [5].

### **3. Methodology**

#### **3.1 Sensor Integration**

As an integral part of our research methodology, we implemented a carefully planned integration of various sensors including those for temperature, humidity, and heart rate. The purpose behind this approach was to capture a wide range of important patient parameters essential for effective health monitoring. By employing this comprehensive method, we aimed to gather a holistic set of data that would provide valuable insights into the patients' overall well-being and medical condition [6].

#### **3.2 The Use of Microcontrollers for data Acquisition**

By leveraging cutting-edge technology, we have seamlessly incorporated an advanced microcontroller called Arduino and ESP32. This highly sophisticated core plays a crucial role in efficiently overseeing the flow of information. Acting as a central hub, it collects data, establishes connections with various sensors, and ensures seamless communication among different components. Through its intelligent capabilities, this microcontroller streamlines the entire process, allowing for smooth and hassle-free operations [7].

### 3.3 Blynk App Interface Development

User interface design played a pivotal role in our methodology. We meticulously crafted a Blynk app interface, envisioning it as a user-friendly dashboard for remote patient data visualization. The integration of Blynk APIs further solidified the establishment of a real-time link between the IoT device and the app.

### 3.4 Real-Time Alerts Configuration

Anticipating the need for immediate responsiveness, our research placed a significant emphasis on configuring the Blynk app to generate real-time alerts. Specifically, we fine-tuned the system to detect abnormal values in temperature, humidity, and heart rate. These anomalies triggered timely email and mobile notification alerts through the Blynk platform, ensuring the swift interventions.

### 3.5 Local Display (LCD)

For scenarios demanding on-the-spot monitoring, we incorporated a local display mechanism using an LCD. This real-time display offered immediate visualization of critical parameters, fostering prompt decision-making in a healthcare setting [8].

### 3.6 Cloud Integration for Data Storage

Embracing the advantages of cloud technology, our research integrated Blynk Cloud as a secure storage repository for patient data. This cloud-based approach facilitated real-time access to patient parameters remotely, allowing for detailed analysis and seamless management [9].

### 3.7 Buzzer Integration for Auditory Alerts

A unique facet of our methodology involved the integration of an audible alert mechanism. A buzzer, strategically positioned within the system, was programmed to activate in response to detected abnormal values. This auditory alert ensured an additional layer of immediate attention and intervention [10].

### 3.8 IoT Connectivity Implementation

Acknowledging the utmost significance of having

immediate access to up-to-date data, our research project embraced Internet of Things (IoT) modules, including Wi-Fi. This advancement empowered our system to effortlessly send data in real-time, creating a robust and seamless line of communication between the microcontroller and the cloud platform. A notable example of this efficient data transfer is observed through our utilization of Blynk Cloud, which shows cases the effectiveness of our implementation [11].

### 3.9 Testing and calibration procedures

Rigorous testing procedures constituted a critical phase in our methodology. We subjected the system to comprehensive tests to validate the accuracy of sensor readings under various conditions [12]. Additionally, meticulous calibration procedures were implemented to optimize the precision of temperature, humidity and heart rate measurements. The block representation of the process is presented in Fig.1.

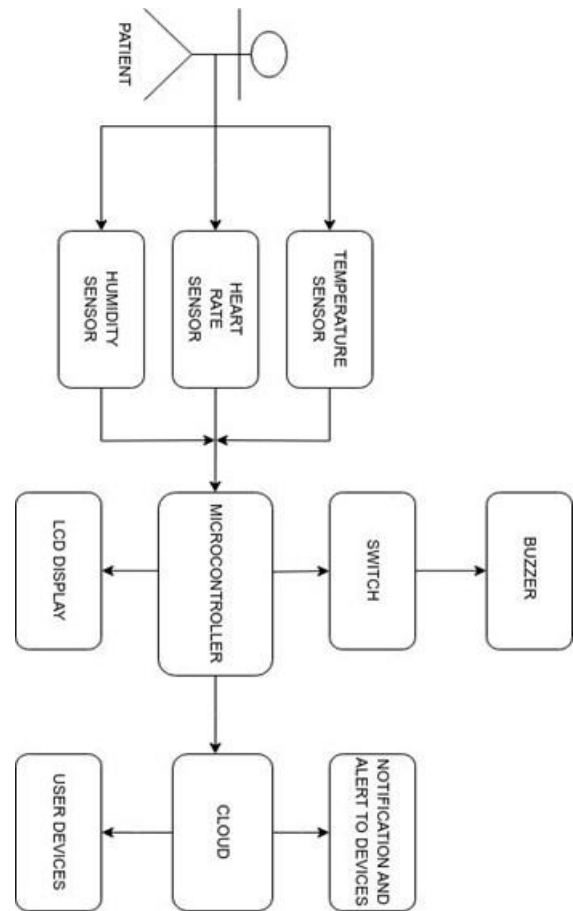


Fig. 1: Methodology flow chart



Fig. 2: Working model

#### 4. Results and Discussion

The implemented methodology resulted in the successful development of an intelligent health monitoring system is presented in Fig.2. Local monitoring capabilities were achieved through the seamless integration of DHT and heart rate sensors with the microcontroller, providing real-time display of health parameters on the LCD interface for immediate user feedback. The abnormality detection mechanism, featuring a buzzer, proved effective in promptly alerting users to deviations from normal sensor readings. Integration with the Blynk platform facilitated remote access to health parameters through the Blynk app on smartphones and various devices, ensuring a user-friendly and accessible experience. Email notifications were reliably sent via the Blynk app in response to abnormal sensor readings, enhancing the system's responsiveness as shown in Fig.3. Cloud integration was successfully implemented, establishing a secure connection between the microcontroller and the chosen cloud platform for real-time data transmission and storage.



Fig. 3: IoT mobile app monitoring parameters

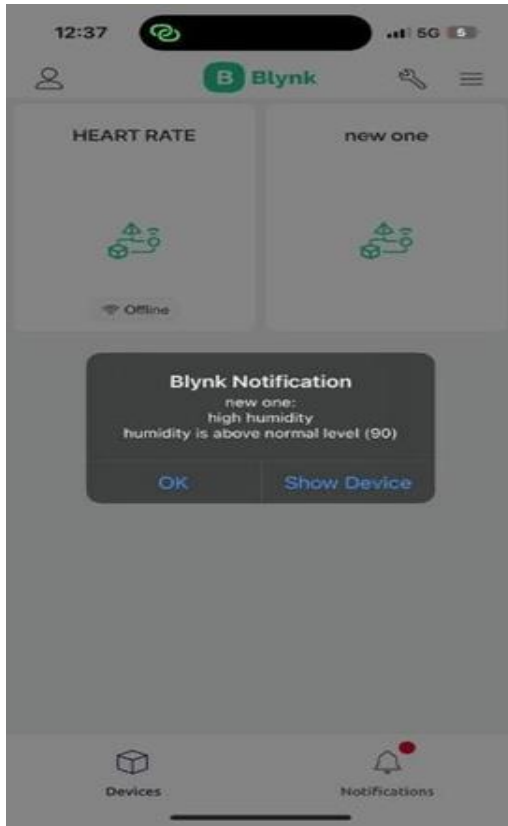


Fig. 4: App notification for alerts

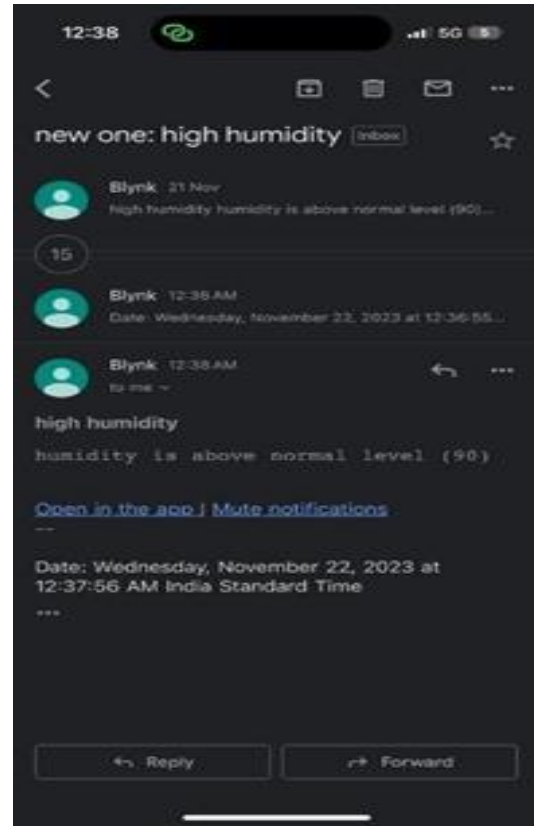


Fig. 6: E-mail notification for alerts



Fig. 5: Mobile notification for alerts

The system demonstrated compatibility across different devices, offering a consistent user connection between the microcontroller and the chosen cloud platform for real-time data transmission and storage. The system demonstrated compatibility across different devices, offering a consistent user interface on smartphones, tablets, and computers. Robust security measures, including encryption protocols and user authentication mechanisms, ensured the confidentiality and integrity of health data as shown in Fig. 4-6. Thorough testing and user feedback were instrumental in refining the system, highlighting its functionality, responsiveness, and potential for personalized health monitoring.

## 5. Conclusion

The Real-Time Patient Monitoring Systems revolutionize healthcare by continuously analyzing vital signs through wearables and IoT technology. This integration offers real-time insights, empowering timely interventions and elevating patient care standards. From smartwatches to embedded sensors, wearable devices monitor physiological parameters seamlessly. The IoT connects these devices, ensuring a

constant flow of health data for advanced analytics to unveil patterns and trends. Beyond immediate benefits, these systems promise to transform healthcare by providing comprehensive individual health trajectories, enabling personalized interventions. Remote monitoring extends healthcare reach, allowing proactive care in homes, enhancing convenience, and easing the burden on facilities. Economically, early interventions can potentially reduce healthcare costs associated with complications. Integration with Wearable and Implantable Devices: Continued integration with wearable devices and implantable sensors is expected, allowing for continuous monitoring of patients' health metrics outside traditional clinical settings. Continuous Advancements in Sensor Technologies: Ongoing advancements in sensor technologies will lead to more accurate and reliable monitoring devices.

#### Future scope

The incorporation of AI and ML algorithms will enable real-time analysis of patient data, identifying patterns, predicting potential health issues, and providing actionable insights. Predictive analytics will become more sophisticated, allowing healthcare providers to anticipate and prevent health issues before they escalate.

#### Conflict of Interest

The authors declared "No conflict of interest".

#### Acknowledgement

We would like to express our sincere gratitude to Dr. Sweeti S, Assistant Professor at Ramaiah Institute of Technology, Bengaluru, for her invaluable guidance, support, and expertise throughout the completion of our project. Her mentorship played a pivotal role in shaping our research paper and ensuring its successful completion. We are deeply grateful for her dedication and encouragement

#### References

- [1] P. Gope and T. Hwang "BSN-Care: A Secure IoT-Based Modern Healthcare System Using Body Sensor Network", *IEEE Sensors Journal*, Vol. 16, No. 5, pp. 1368-1376, 2016.  
<https://doi.org/10.1109/JSEN.2015.2502401>
- [2] P. Sivagami, M. Pushpavalli, P. Abirami, S. Sindhuja and N. S. Reddy "Implementation of PV Powered Wireless Healthcare Monitoring Using IOT", *2018 IEEE 4th International Symposium in Robotics and Manufacturing Automation (ROMA)*, Perambalur, 2018, pp. 1-5, 2018.  
<https://doi.org/10.1109/ROMA46407.2018.8986717>
- [3] Y. J. Fan, Y. H. Yin, L. D. Xu, Y. Zeng and F. Wu, "IoT-Based Smart Rehabilitation System," *IEEE Transactions on Industrial Informatics*, Vol. 10, No. 2, pp. 1568-1577, May 2014.  
<https://doi.org/10.1109/TII.2014.2302583>
- [4] Y. Li, Y. Guo and S. Chen, "A survey on the Development and Challenges of the Internet of Things (IoT) in China," *2018 International Symposium in Sensing and Instrumentation in IoT Era (ISSI)*, Shanghai, pp. 1-5, 2018.  
<https://doi.org/10.1109/ISSI.2018.8538281>
- [5] M. A. Kumar and Y. R. Sekhar, "Android based health care monitoring system," *2015 International Conference on Innovations in Information, Embedded and Communication Systems (ICIIECS)*, Coimbatore, pp. 1-5, 2015.  
<https://doi.org/10.1109/ICIIECS.2015.7192877>
- [6] B. Oryema, H. -S. Kim, W. Li and J. T. Park, "Design and implementation of an interoperable messaging system for IoT healthcare services," *2017 14th IEEE Annual Consumer Communications & Networking Conference (CCNC)*, Las Vegas, NV, pp. 45-52, 2017.  
<https://doi.org/10.1109/CCNC.2017.7983080>
- [7] S. -J. Jung, R. Myllylä and W. -Y. Chung, "Wireless Machine-to-Machine Healthcare Solution Using Android Mobile Devices in Global Networks," *IEEE Sensors Journal*, Vol. 13, No. 5, pp. 1419-1424, 2013.  
<https://doi.org/10.1109/JSEN.2012.2236013>
- [8] P. Dineshkumar, R. SenthilKumar, K. Sujatha, R. S. Ponmagal and V. N. Rajavarman, "Big data analytics of IoT based Health care monitoring system," *2016 IEEE Uttar Pradesh Section International Conference on Electrical, Computer and Electronics Engineering*, Varanasi, pp. 55-60, 2016.  
<https://doi.org/10.1109/UPCON.2016.7894624>
- [9] S. H. Almotiri, M. A. Khan and M. A. Alghamdi, "Mobile Health (m-Health) System in the Context of IoT," *2016 IEEE 4th International Conference on Future Internet of Things and Cloud Workshops (FiCloudW)*, Vienna, pp. 39-42, 2016.

<https://doi.org/10.1109/W-FiCloud.2016.24>

- [10] P. Gupta, D. Agrawal, J. Chhabra and P. K. Dhir, "IoT based smart healthcare kit," 2016 *International Conference on Computational Techniques in Information and Communication Technologies*, New Delhi, pp. 237-242, 2016.

<https://doi.org/10.1109/ICCTICT.2016.7514585>

- [11] Y. Kodithuwakku, A. D. Sandanayake, C. Bandara and V. Logeeshan, "IoT Based Healthcare Kit for Domestic Usage," 2022 *IEEE*

*World AI IoT Congress (AllIoT)*, Seattle, pp. 760-765, 2022.

<https://doi.org/10.1109/AllIoT54504.2022.9817235>

- [12] A. D. Acharya and S. N. Patil, "IoT based Health Care Monitoring Kit," 2020 *Fourth International Conference on Computing Methodologies and Communication (ICCMC)*, Erode, pp. 363-368, 2020.

<https://doi.org/10.1109/ICCMC48092.2020.ICCMC-00068>



**Copyright:** © 2024 by the authors, Licensee ITEECS, India. This article is an open access article distributed under the terms and conditions of the Creative Commons Attribution (CC BY) license (<https://creativecommons.org/licenses/by/4.0/>).

\*\*\*